

IRIS



The IRIS Series Flood Light represents both a versatile and modular RGB and standard white lighting solution designed for various applications where dynamic color control is essential. This lighting system offers a spectrum of 16 million color options, allowing for precise color selection to suit diverse environments and purposes. The IRIS lighting system is engineered to provide reliable performance in applications such as Architectural lighting, Cranes, Bridges and other areas where adjustable, colorful illumination is desired. Its combination option of RGB and standard white spectrum lighting with its durability, flexibility, and color range makes it an exceptional choice for professionals seeking a comprehensive outdoor lighting solution.

TECHNICAL DATA

WATTAGE	50/100/150/200/300/400/600W
COLOR	RGBW
INPUT VOLTAGE	AC 100-277V (DC 24V Optional)
IP/IK GRADE	IP66 / IK10
BEAM ANGLE	30°/60°/90°/120°
CONTROL MODE	APP + Remote (*DMX 512 mode solutions offered according to the specific project)
HEAT-SINK	6063 Aluminum passive cooling fins
OPERATING TEMP	- 40°C~60°C

EPA RATING


IRIS RGB -A 100W	.3
IRIS RGB -A 200W	.61
IRIS RGB -A 300W	.91
IRIS RGB -A 400W	1.21
IRIS RGB -A 600W	1.81

PHOTOMETRIC (TAKE IRIS RGB A-100W AS EXAMPLE)

COLOR	WATTAGE	LUMENS	EFFICACY (l/w)
BLUE	32.6	330.89	10.15
GREEN	25.3	1034.517	40.89
RED	28.3	912.109	32.23
RGBW MIX	82.6	2123.646	25.71
WHITE	28.9	2434.247	84.23



IRIS RGB
-A 100W



IRIS RGB
-A 200W



IRIS RGB
-A 300W




IRIS RGB
-A 400W



IRIS RGB
-A 600W

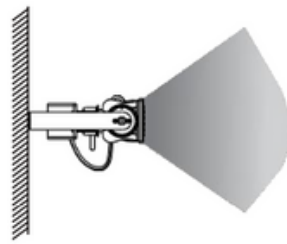
INSTALLATION OPTIONS



Wall washer



Ceiling/Suspension Installation



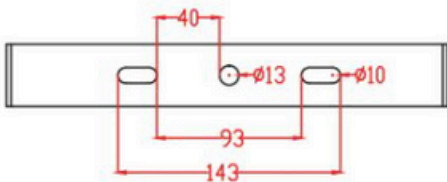
Wall Installation



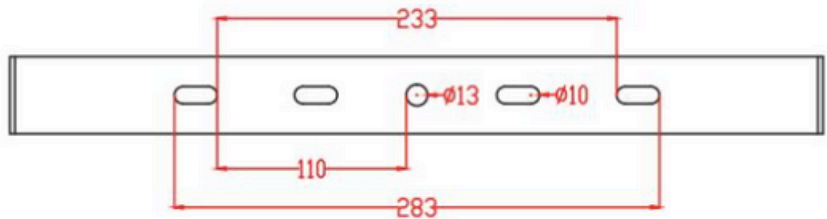
Ground Stake

BRACKET OPTIONS

U bracket: Unit:mm

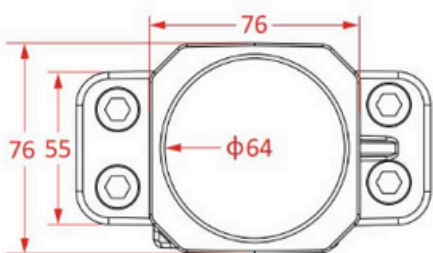


100W/200W/300W

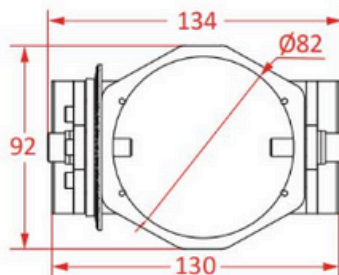


400W/600W

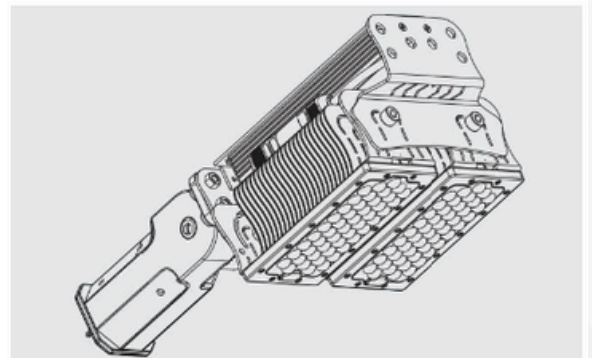
Slip Fitter: Unit:mm



Spigot: 60mm



Spigot: 80mm



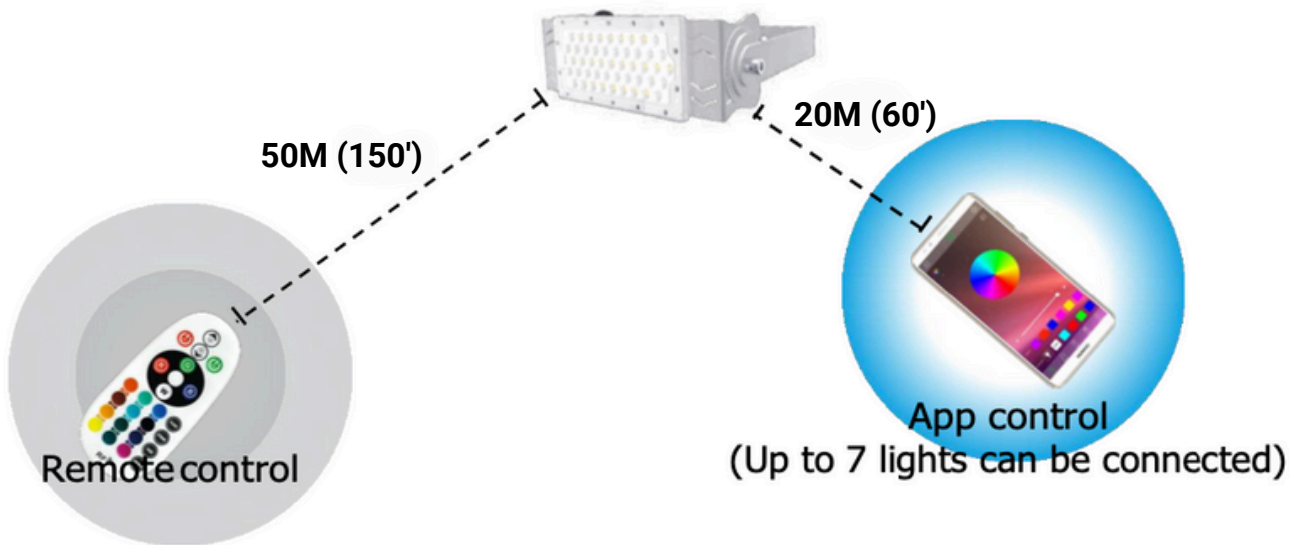
CONTROL OPTIONS

Remote

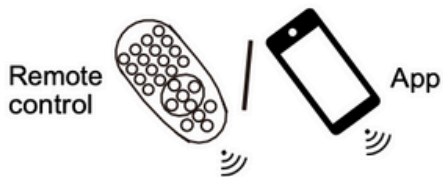
Remote control: 2.4G
Remote control distance: 50 meters limit
(150' limit)

APP

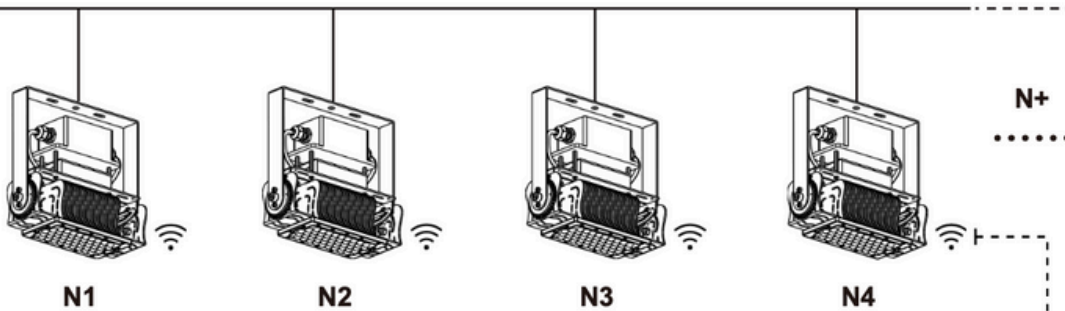
Transmission mode: Bluetooth 4.0 or later Mobile
operating system:
IOS6.0, Android 4.3, HarmonyOS 2.0 or later
Control distance: 20 meters limit (60' limit)



WIRING



AC 100-277V



Each light integrated with sign receiver, no signal cable required.

CONTROL OPTIONS

▶ Remote control:

The controller is universal, which means that one remote control can control all lights. (Also, you can choose separate control type that one light is equipped with one remote control.)

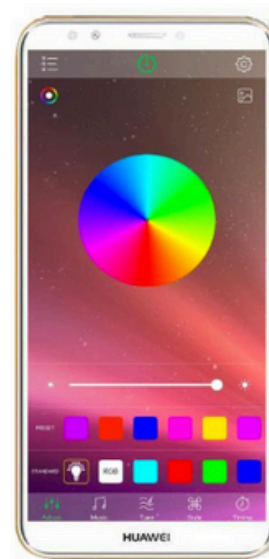
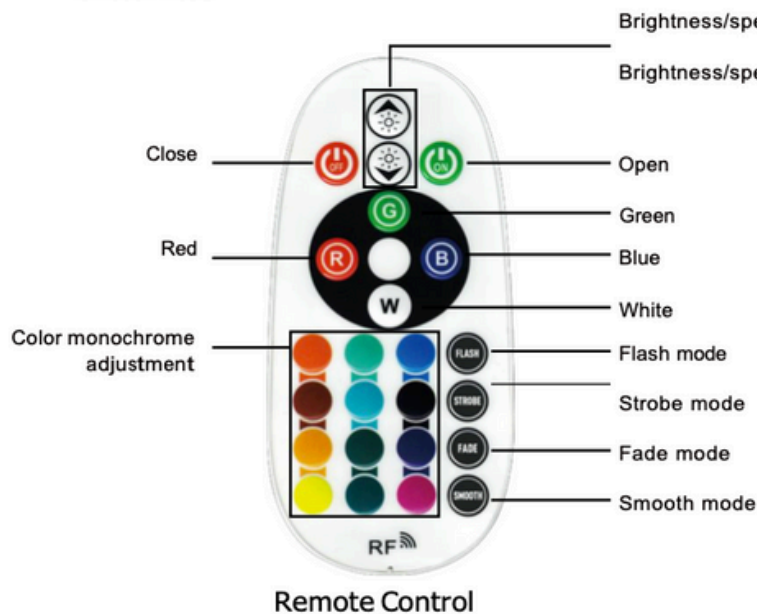
Control functions include :

- Brightness/speed adjustment
- Monochrome color selection
- Mode selection :
 - Flash mode
 - Strobe mode
 - Fade mode
 - Smooth mode

App control: (App language follows the mobile phone system)
 Before using the App control, please install the App control software. Scan the QR code on the light, download and install the software. Then, turn on the Bluetooth to connect the light to realize the control.

Control functions include :

- Static color adjustment:
 Monochrome option / bright adjustment / picture color
- Music mode
- Dynamic mode
- Voice control mode
- Timing mode



App Control

APPLICATIONS

- Bridge
- Crane
- Architectural/ Facade

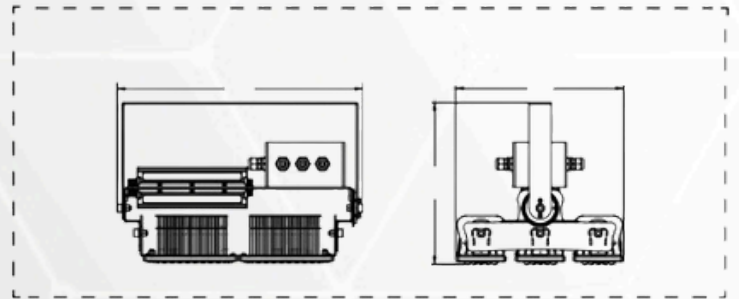
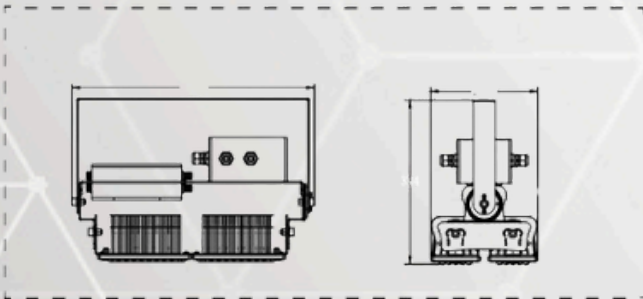
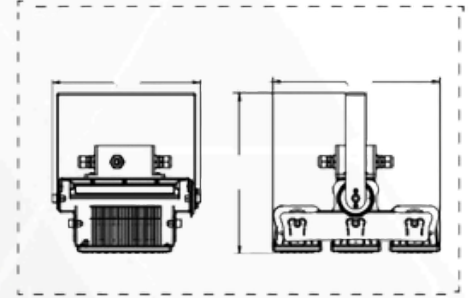
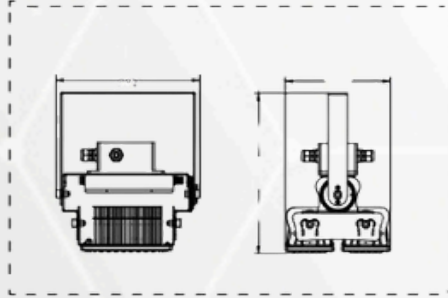
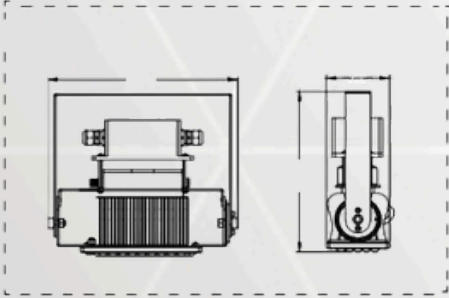


SIZE

50/ 100W: (291 = 11.5") /
(266 = 10.5") / (102 = 4")

200W: (301 = 12") / (324
= 12.75") / (219 = 8.62")

300W: (301 = 12") / (324
= 12.75") / (340 = 13.8")



400W: (495 = 19.5") / (324 = 12.75")
/ (219 = 8.62")

600W: (495 = 19.5") / (324 =
12.75") / (340 = 13.8")